



National Marine Manufacturers Association

nmma.org

ECONOMIC SIGNIFICANCE OF RECREATIONAL BOATING IN WASHINGTON

CONGRESSIONAL DISTRICT 9

Number of Recreational Boats*	15,043
Recreational Boating Industry Businesses	114
Total Jobs	1,866
Annual Recreational Boating-Related Spending	\$95.2 MILLION





TOTAL ANNUAL ECONOMIC IMPACT OF RECREATIONAL BOATING:

\$229.4 MILLION

RECREATIONAL BOATS IN WA-9

TOTAL BOATS* ▶ 15,043

REGISTERED BOATS	15,043
Power boats	12,095
PWCs	1,878
Sailboats	1,039
Other Boats	31
HOUSEHOLDS PER BOAT	17.5

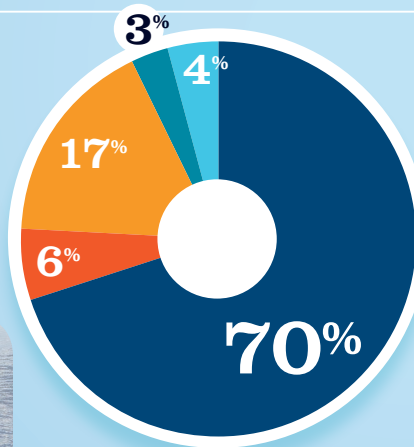


* Total boats are registered boats as reported by states to the USCG.

RECREATIONAL BOATING CREATES JOBS IN WA-9

TOTAL BOATING JOBS ▶ 1,412

Boat Building	53
Motor / Engine Mfgr.	38
Accessory / Supplies Mfgr.	249
Dealers / Wholesalers	88
Boat Services	984



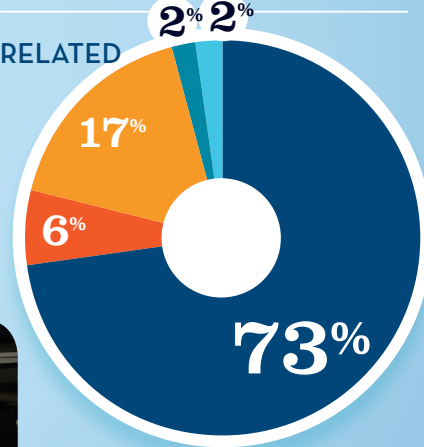
● BOAT BUILDING ● DLRS/WHOLESALERS
● MOTOR/ENG. MFGR. ● BOAT SERVICES
● ACC./SUPPLIES MFGR.



RECREATIONAL BOATING-RELATED BUSINESSES IN WA-9

TOTAL BUSINESSES ▶ 114

Boat Building	2
Motor / Engine Mfgr.	2
Accessory / Supplies Mfgr.	20
Dealers / Wholesalers	7
Boat Services	83



● BOAT BUILDING ● DLRS/WHOLESALERS
● MOTOR/ENG. MFGR. ● BOAT SERVICES
● ACC./SUPPLIES MFGR.




ESTIMATED JOBS IMPACT OF RECREATIONAL BOATING-RELATED SPENDING IN WA-9

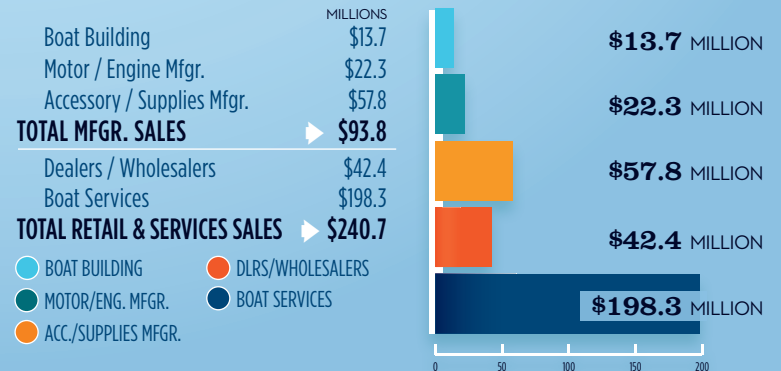
EST. TOTAL JOBS ▶ 1,866

EST. TOTAL LABOR INCOME ▶ \$77.6 MILLIONS

Est. Direct Income	\$32.4
Est. Indirect Income	\$18.5
Est. Induced Income	\$26.7



RECREATIONAL BOATING INDUSTRY SALES IN WA-9



● BOAT BUILDING ● DLRS/WHOLESALERS
● MOTOR/ENG. MFGR. ● BOAT SERVICES
● ACC./SUPPLIES MFGR.